<本体ﾊﾟﾈﾙ>
ｶﾞﾙﾊﾞﾘｳﾑ鋼板t1.0

<本体断熱ﾊﾟﾈﾙ>
ｳﾚﾀﾝt30断熱ﾊﾟﾈﾙ（表面はｶﾞﾙﾊﾞﾘｳﾑ鋼板t0.6）

※納期状況等により、ﾌﾟﾚｰﾄ熱交換器仕様が
変更となる場合があります。その場合冷却水の
接続位置も変わりますので、別途外形図を
作成します。

※吸込・吹出のﾀﾞｸﾄ接続位置や形状は、
ご要求により他形状も対応可能です。

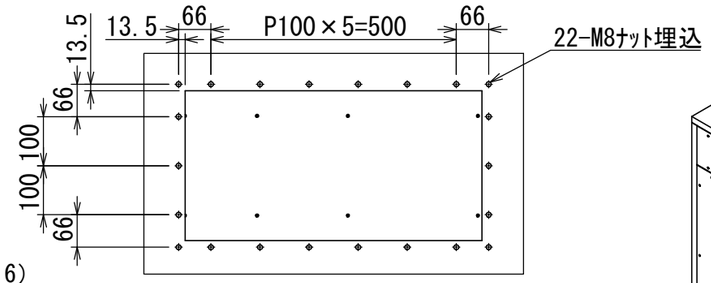

VIEW A
SAﾀﾞｸﾄ接続部詳細

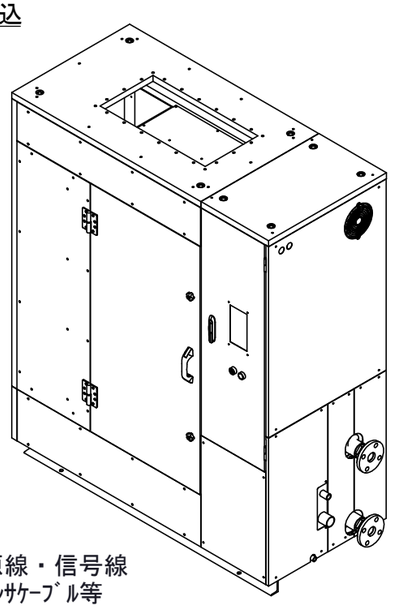

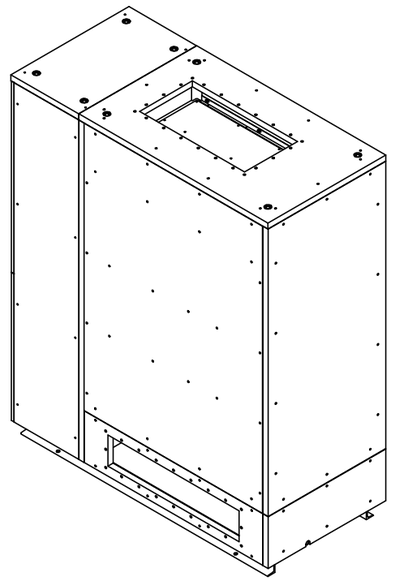

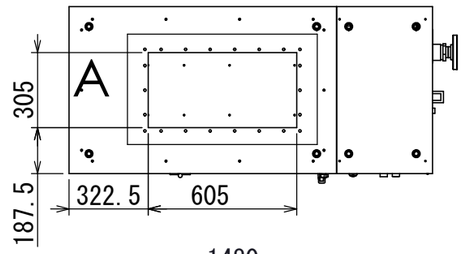

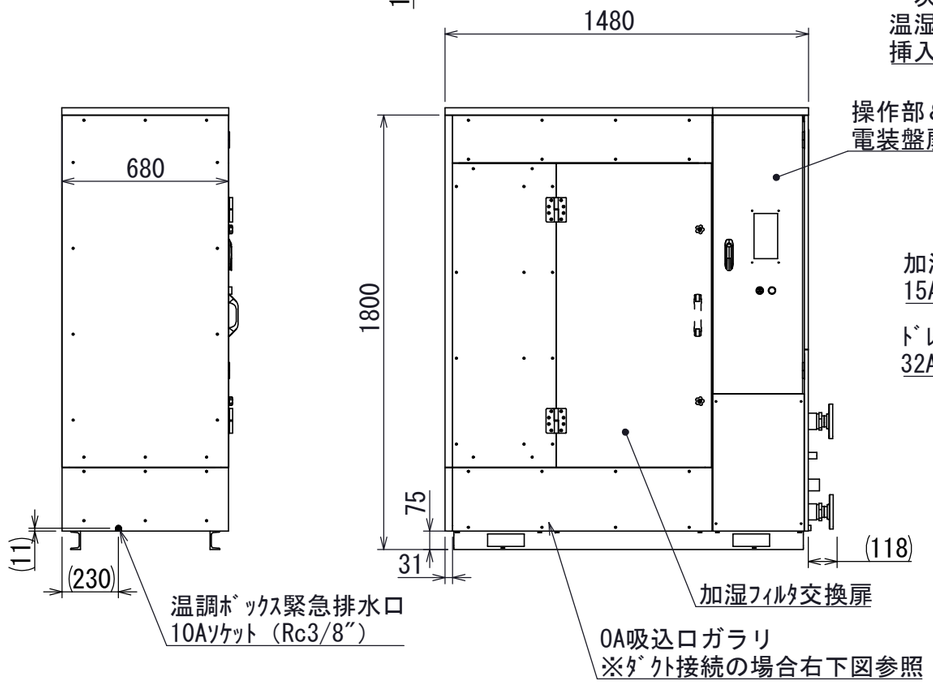

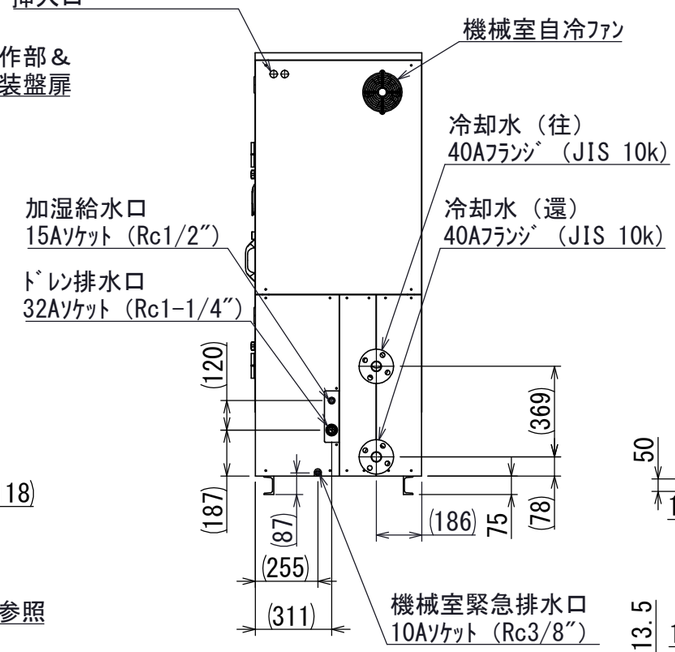

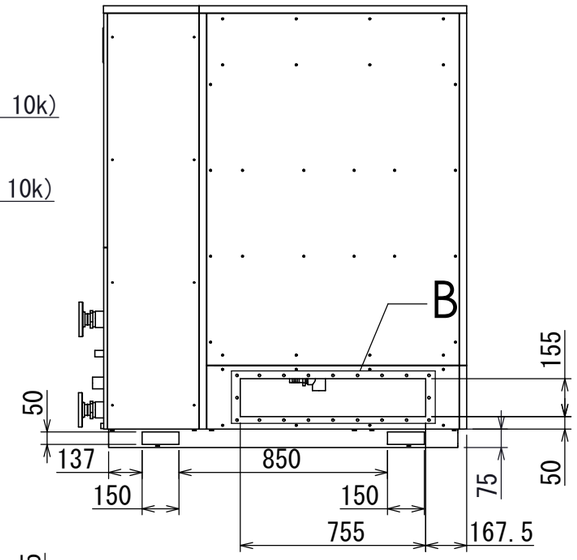

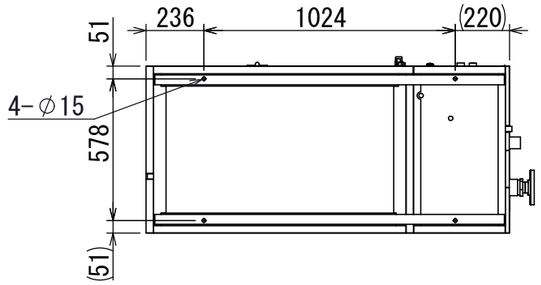

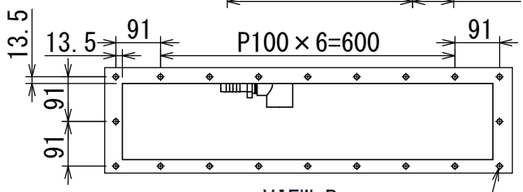

VIEW B
RAﾀﾞｸﾄ接続部詳細

20-M8ﾅｯﾄ埋込

Refer to the following with exception of designation tolerance.
指示無き公差は下記に準じること。

TOLERANCE (Unit:mm)			For Angle (Unit:deg) Length of the shorter side		
より大きい More than	以下 Less than equal	寸法 Dimension	より大きい More than	以下 Less than equal	寸法 Dimension
−	6	±0.1	−	10	±1
6	30	±0.2	10	50	±0.5
30	120	±0.3	50	120	±1/3
120	400	±0.5	120	400	±1/6
400	1000	±0.8	400	−	±1/12
1000	2000	±1.2			

APPROVED	CHECKED	DESIGNER 山田	DRAWER	SCALE 1:25	TOLERANCE	FINISH	TITLE 外形図
					DATE 2022/07/28		MODEL eONE-40 標準機 UNIT ( ) SHEET
NITTO REINETSU INC.				CODE NO.			DRAWING NO. REVISION 01